

RECESSED DOWNLIGHTS

NEBULA DOUBLE TLSQ



Description:

Nebula D.Flex Double TLSQ is a fully **trimless**, adjustable LED downlights that provide bright, energy-efficient illumination. They are designed to meet all your indoor lighting needs, they feature long lifespan and high performance, making them the perfect choice for homes and offices.

Specifications:

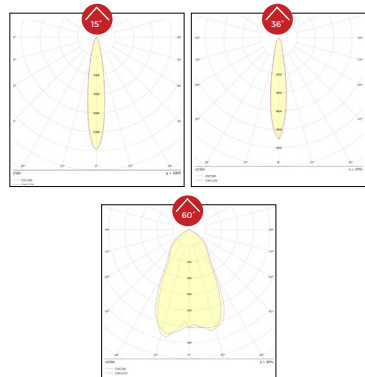
Wattage	Lumen	Efficacy	Power Factor	CRI	CCT	Voltage	Frequency	Dimensions (mm)			
								L	W	Cut-out	H
10W	900lm	90lm/w	>0.95	≥ 80	2700-5700K	220-240 VAC	50/60 Hz	146	74	149x76	111
20W	1800lm	90lm/w	>0.95	≥ 80	2700-5700K	220-240 VAC	50/60 Hz	146	74	149x76	111
28W	2520lm	90lm/w	>0.95	≥ 80	2700-5700K	220-240 VAC	50/60 Hz	146	74	149x76	111
40W	3600lm	90lm/w	>0.95	≥ 80	2700-5700K	220-240 VAC	50/60 Hz	186	94	189x96	137

*Available in other CCTs on request.
*Available in CRI 90 on request.
*Above values are based on SEI calibrated machines testing while using wide beam angles & on the black matt reflector.

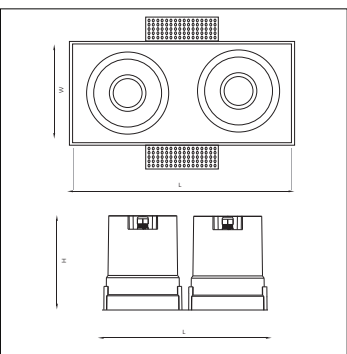
Features:

Body Material	Finishing	Optics	Driver	Driver Mounting	Beam Angle
Die-Cast Aluminum	Electrostatic Painting	PMMA Lens with Outer PC Reflector	Included	Separated - Outside	15°, 36° & 60°


Photometric:



General Dimensions:



Reflector Finish:



Applications:

