


# EMERGENCY LIGHTING

## NIGHTGUARD TR

Category:  
Indoor

Product Type:  
Emergency

Mounting Type:  
Surface-mounted



L70B10

### Description:

NightGuard TR track-mounted emergency lights offer a sleek and reliable solution for safety during power outages. Equipped with high-performance LEDs and a flexible positioning design, they ensure bright and efficient illumination. Built with durable construction, these lights deliver long-lasting performance, even in the most demanding environments.

### Specifications:

Wattage	Lumen	CRI	CCT	Voltage	Frequency	Mode	Dimensions (mm)		
							W	L	H
3.8W	300lm	≥ 80	6500K	220-240 VAC	50 Hz	Non Maintained	40	180	40

### Features:

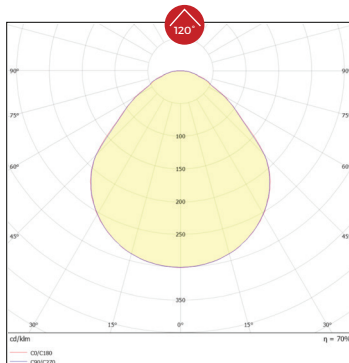
Body Material	Finishing	Optics	Thermal Dissipation	Driver	Driver Mounting	Beam Angle
Polycarbonate Injection	PC	PC	Passive	EM Kit	Inside	120°

### Emergency

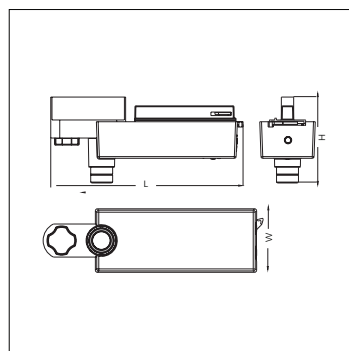
Power	Lumen	Operation Time	Charging Time	View Distance	Battery Type	Operating Temp.	Test Mode
2W	270lm	3 Hours	>24hours	24M	LiFePO4	0-50°C	Manual

\*Compatible with DALI control upon request.

### Photometric:



### General Dimensions:



### Body Finish:



### Applications:

