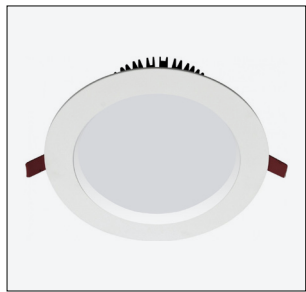


# RECESSED DOWNLIGHTS

## PAVO SMD



### Description:

PAVO SMD downlights are highly efficient recessed luminaires which create uniform light distribution. They are environmentally friendly, easy to install with long lifetime.

Category:  
Indoor

Product Type:  
Downlight

Mounting Type:  
Recessed



### Specifications:

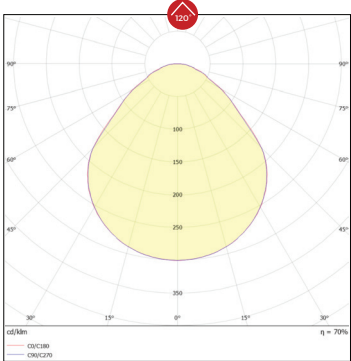
Wattage	Lumen	Efficacy	Power Factor	CRI	CCT	Voltage	Frequency	Dimensions (mm)		
								Ø1	Ø2	H
6W	690lm	115lm/w	>0.95	≥ 80	3000-6500K	220-240 VAC	50/60 Hz	110	87	45
10W	1115lm	115lm/w	>0.95	≥ 80	3000-6500K	220-240 VAC	50/60 Hz	140	120	60
14W	1610lm	115lm/w	>0.95	≥ 80	3000-6500K	220-240 VAC	50/60 Hz	140	120	60
20W	2300lm	115lm/w	>0.95	≥ 80	3000-6500K	220-240 VAC	50/60 Hz	190	170	57
30W	3450lm	115lm/w	>0.95	≥ 80	3000-6500K	220-240 VAC	50/60 Hz	190	170	57

\*Above values are based on SEI calibrated machines testing.  
 \*Dimming option available on request.

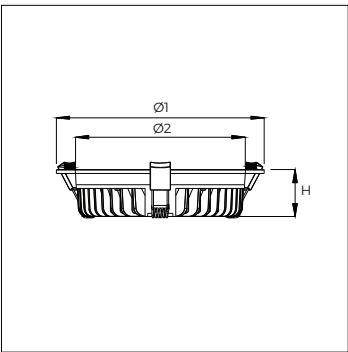
### Features:

Body Material	Finishing	Optics	Thermal Dissipation	Driver	Driver Mounting	Beam Angle
Die Cast Aluminium	Electrostatic Painting	PMMA/ PC Diffuser	Passive	Included	External	120°

### Photometric:



### General Dimensions:



### Body Finish:



### Applications:

